
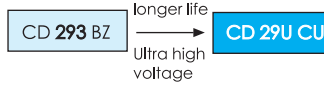


CD 29U CU SERIES



3000h at 85°C

- Ultra High Voltage
- High Ripple Current
- Suit for use in industrial power supplies for inverter, etc.

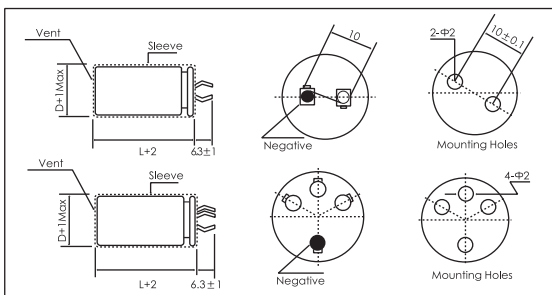


Items	Characteristics			
Operating Temperature Range (°C)	-25 ~ +85			
Voltage Range (V)	575、600、630			
Capacitance Range (µF)	150 ~ 1500			
Capacitance Tolerance (20°C, 120Hz)	± 20%			
Leakage Current (µA)	After 5 minutes at 20°C application of rated voltage, leakage current is not more than 0.01CV or 1.5mA, whichever is smaller. C: Nominal Capacitance (µF) V: Rated Voltage (V)			
Dissipation Factor (20°C, 120Hz)	Rated Voltage (V)	575	600	630
	Tan δ (max)	0.20		
Stability at Low Temperature (Impedance Ratio at 120Hz)	Rated Voltage (V)	575	600	630
	Z _{-25°C} / Z _{+20°C}	12		

	Useful Life		Load Life	Endurance Test	Shelf Life
Lifetime	6000h	>200000h	3000h	3000h	1000h
Leakage Current	Not more than specified value		Not more than specified value	Not more than specified value	Not more than specified value
Capacitance Change	Within ± 30% of initial value		Within ± 20% of initial value	Within ± 20% of initial value	Within ± 20% of initial value
Dissipation Factor	Not more than 300% of specified value		Not more than 200% of specified value	Not more than 130% of specified value	Not more than 200% of specified value
Condition: Applied Voltage Applied Current Applied Temperature	U _R I _R 85°C	U _R 1.4 x I _R 40°C	U _R I _R 85°C	U _R I _R = 0 85°C	U _R = 0 I _R = 0 85°C After test: U _R to be applied for 30min >24h before measurement

Dimensions

mm



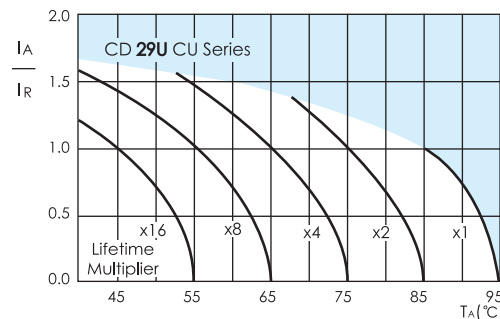
Frequency Coefficient

Frequency(Hz)	50/60	120	300	1K	10K	≥50K
Factor	0.80	1.00	1.16	1.30	1.41	1.45

Temperature Coefficient

Temperature(°C)	+40	+55	+70	+85
Factor	1.7	1.5	1.3	1.0

Lifetime Diagram



IA = actual ripple current at 120Hz, IR = rated ripple current at 120Hz, 85°C
Multiplier of Useful Life as a function of ambient temperature and ripple current load

Ratings for CD 29U CU Series

U_R (Surge Voltage) Code	Rated Capacitance	Max ESR 20°C, 120Hz	Typ ESR 20°C, 120Hz	Rated Ripple Current 85°C, 120Hz	Size $\Phi D \times L$	P/N	
(V)	(μF)	(m Ω)	(m Ω)	(Arms)	(mm)	-	
575 (625) 2Z	180	1106	627	1.15	30×45	ECS2ZCU181M□□300045	
	220	905	513	1.30	30×50	ECS2ZCU221M□□300050	
	270	737	418	1.55	30×60	ECS2ZCU271M□□300060	
			418	1.55	35×45	ECS2ZCU271M□□350045	
	330	603	342	1.75	30×70	ECS2ZCU331M□□300070	
			342	1.75	35×50	ECS2ZCU331M□□350050	
			342	1.75	40×45	ECS2ZCU331M□□400045	
	390	510	289	1.95	30×85	ECS2ZCU391M□□300085	
			289	1.95	35×60	ECS2ZCU391M□□350060	
			289	1.95	40×55	ECS2ZCU391M□□400055	
	470	423	240	2.15	35×70	ECS2ZCU471M□□350070	
			240	2.15	40×60	ECS2ZCU471M□□400060	
			240	2.15	45×50	ECS2ZCU471M□□450050	
	560	355	201	2.40	35×80	ECS2ZCU561M□□350080	
			201	2.40	40×70	ECS2ZCU561M□□400070	
			201	2.40	45×55	ECS2ZCU561M□□450055	
	680	293	166	2.72	35×95	ECS2ZCU681M□□350095	
			166	2.72	40×80	ECS2ZCU681M□□400080	
			166	2.72	45×65	ECS2ZCU681M□□450065	
	820	243	138	3.05	40×100	ECS2ZCU821M□□400100	
			138	3.05	45×75	ECS2ZCU821M□□450075	
	1000	199	113	3.20	45×90	ECS2ZCU102M□□450090	
			113	3.20	50×75	ECS2ZCU102M□□500075	
	1200	166	94	3.35	45×105	ECS2ZCU122M□□450105	
94			3.35	50×85	ECS2ZCU122M□□500085		
1500	133	75	3.50	50×100	ECS2ZCU152M□□500100		
600 (650) 2S	150	1327	752	0.95	30×45	ECS2SCU151M□□300045	
	180	1106	627	1.10	30×50	ECS2SCU181M□□300050	
	220	905	495	1.22	30×60	ECS2SCU221M□□300060	
	270	737	403	1.25	30×70	ECS2SCU271M□□300070	
	330	603	330	1.35	30×80	ECS2SCU331M□□300080	
			330	1.35	40×50	ECS2SCU331M□□400050	
	390	510	279	1.48	40×60	ECS2SCU391M□□400060	
	470	423	232	1.65	40×70	ECS2SCU471M□□400070	
			232	1.65	45×55	ECS2SCU471M□□450055	
	560	355	194	1.75	40×80	ECS2SCU561M□□400080	
			194	1.75	45×60	ECS2SCU561M□□450060	
	680	293	160	1.83	40×90	ECS2SCU681M□□400090	
			160	1.83	45×70	ECS2SCU681M□□450070	
	820	243	133	2.00	45×85	ECS2SCU821M□□450085	
			133	2.00	50×70	ECS2SCU821M□□500070	
	1000	199	109	2.25	45×100	ECS2SCU102M□□450100	
			109	2.25	50×80	ECS2SCU102M□□500080	
	1200	166	91	2.45	50×95	ECS2SCU122M□□500095	
	630 (680) J2	150	1327	708	0.93	30×45	ECSJ2CU151M□□300045
		180	1106	590	1.00	30×50	ECSJ2CU181M□□300050
		220	905	483	1.10	30×60	ECSJ2CU221M□□300060
		270	737	393	1.20	30×70	ECSJ2CU271M□□300070
		330	603	322	1.32	30×85	ECSJ2CU331M□□300085
				322	1.32	40×50	ECSJ2CU331M□□400050
390		510	272	1.45	40×60	ECSJ2CU391M□□400060	
470		423	226	1.60	40×70	ECSJ2CU471M□□400070	
			226	1.60	45×55	ECSJ2CU471M□□450055	
560		355	190	1.70	40×80	ECSJ2CU561M□□400080	
			190	1.70	45×65	ECSJ2CU561M□□450065	
680		293	156	1.80	40×95	ECSJ2CU681M□□400095	
			156	1.80	45×75	ECSJ2CU681M□□450075	
820		243	129	1.95	45×90	ECSJ2CU821M□□450090	
			129	1.95	50×75	ECSJ2CU821M□□500075	
1000		199	106	2.18	45×105	ECSJ2CU102M□□450105	
			106	2.18	50×85	ECSJ2CU102M□□500085	
1200		166	88	2.35	50×105	ECSJ2CU122M□□500105	

Customer products are available on request.