
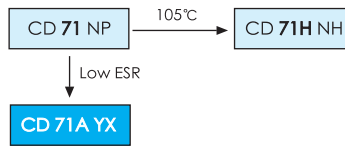


# CD 71A YX SERIES



1000h at 85°C

- Load life of 1000 hours at 85°C
- Bi-polar
- low dissipation factor and excellent frequency characteristics
- For speaker crossover networks, Hi-Fi audio.



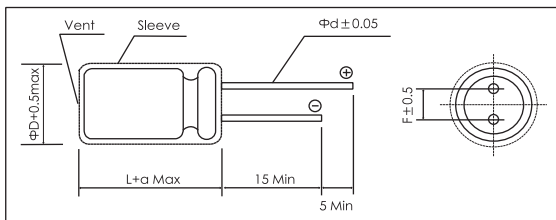
Items	Characteristics		
Operating Temperature Range (°C)	-40 ~ +85		
Rated Voltage Range (V)	50		
Capacitance Tolerance (20°C, 120Hz)	P grade: ± 15%; D grade: ± 20%;		
Leakage Current (µA)	After 5 minutes at 20°C application of rated voltage, leakage current is not more than 0.03CV+4µA, whichever is greater. C: Nominal Capacitance (µF) V: Rated Voltage (V)		
Dissipation Factor (20°C, 120Hz)	Frequency	1kHz	10kHz
	P grade	0.05	0.15
	D grade	0.15	0.50

	Useful Life	Load Life	Endurance Test	Shelf Life
Lifetime	2000h	1000h	1000h	500h
Leakage Current	Not more than specified value	Not more than specified value	Not more than specified value	Not more than specified value
Capacitance Change	Within ± 30% of initial value	Within ± 20% of initial value	Within ± 20% of initial value	Within ± 20% of initial value
Dissipation Factor	Not more than 500% of specified value	Not more than 200% of specified value	Not more than 200% of specified value	Not more than 200% of specified value
Condition: Applied Voltage Applied Current Applied Temperature	$U_R$ $I_R$ 85°C	$U_R$ $I_R$ 85°C	$U_R$ $I_R = 0$ 85°C	$U_R = 0$ $I_R = 0$ 85°C <div style="border: 1px solid black; padding: 2px; display: inline-block;">After test: <math>U_R</math> to be applied for 30min &gt;24h before measurement</div>

Note: The life test excluding shelf life should be conducted with the polarity inverted every 250hrs.

## Dimensions

mm



## Lead spacing and diameter

ΦD	6.3	8	10	12.5	16	18
F	2.5	3.5	5.0		7.5	
Φd	0.5		0.6		0.8	
a	1.5		2.0			

## Temperature Coefficient

Temperature(°C)	+70	+85
Coefficient	1.35	1

## Ratings for CD 71A YX Series

### P GRADE

$U_r$ (Surge Voltage) Code	Capacitance 20°C, 120Hz	Max ESR 20°C, 120Hz	Ripple Current 85°C, 1kHz	Size $\Phi D \times L$	P/N
(V)	( $\mu F$ )	( $\Omega$ )	(mA <sub>rms</sub> )	(mm)	-
50 (63) 1H	1	66.35	60	10×20	ECR1HYX010M□□100020
	1.5	44.23	76	10×20	ECR1HYX1R5M□□100020
	2.2	30.16	96	12.5×20	ECR1HYX2R2M□□125020
	3.3	20.11	144	16×25	ECR1HYX3R3M□□160025
	4.7	14.12	192	16×25	ECR1HYX4R7M□□160025
	6.8	9.76	228	16×31.5	ECR1HYX6R8M□□160031
	10	6.63	264	18×40	ECR1HYX100M□□180040

### D GRADE

$U_r$ (Surge Voltage) Code	Capacitance 20°C, 120Hz	Max ESR 20°C, 120Hz	Ripple Current 85°C, 1kHz	Size $\Phi D \times L$	P/N
(V)	( $\mu F$ )	( $\Omega$ )	(mA <sub>rms</sub> )	(mm)	-
50 (63) 1H	1	199.04	27	6.3×11.5	ECR1HYX010M□□063011
	1.5	132.70	30	6.3×11.5	ECR1HYX1R5M□□063011
	2.2	90.47	34	8×11.5	ECR1HYX2R2M□□080011
	3.3	60.32	60	8×11.5	ECR1HYX3R3M□□080011
	4.7	42.35	76	8×11.5	ECR1HYX4R7M□□080011
	6.8	29.27	94	10×12.5	ECR1HYX6R8M□□100012
	10	19.90	112	10×16	ECR1HYX100M□□100016
	15	13.27	138	10×20	ECR1HYX150M□□100020
	22	9.05	234	12.5×20	ECR1HYX220M□□125020
	33	6.03	288	12.5×25	ECR1HYX330M□□125025
	47	4.23	360	16×31.5	ECR1HYX470M□□160031
	68	2.93	450	16×31.5	ECR1HYX680M□□160031
	100	1.99	540	16×31.5	ECR1HYX101M□□160031

Customer products are available on request.