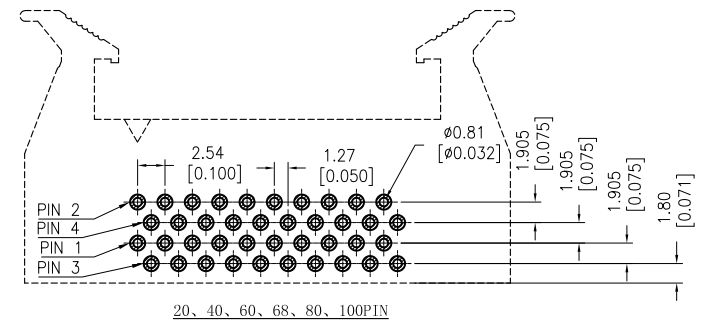
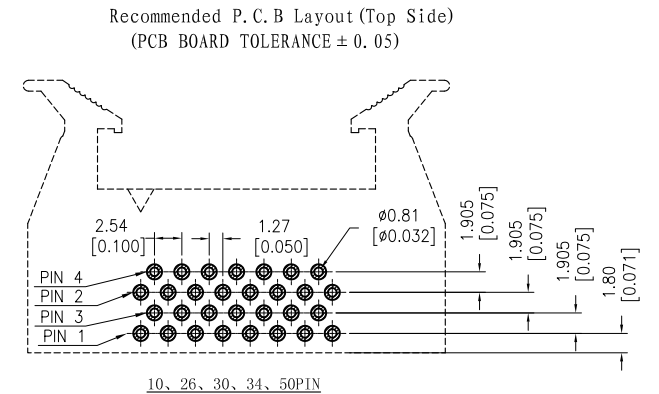
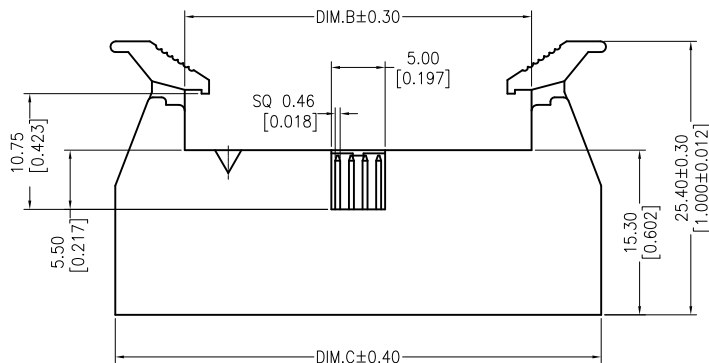
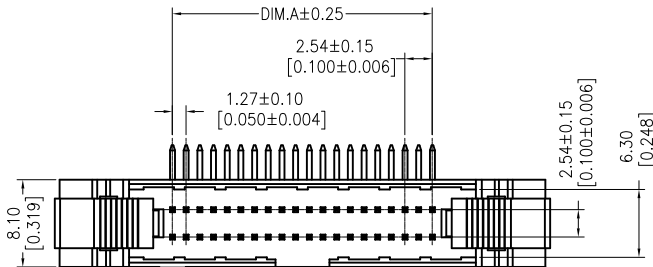
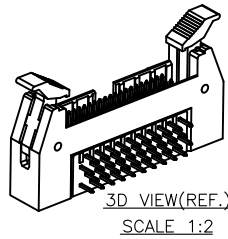


# HSF

NOTES:  
 Current Rating:1A AMP  
 Contact Resistance:20milliohm Max  
 Withstand Voltage:500V AC/DC  
 Insulation Resistance:1000Megohm Min  
 Operation Temperature:-40°C to +105°C

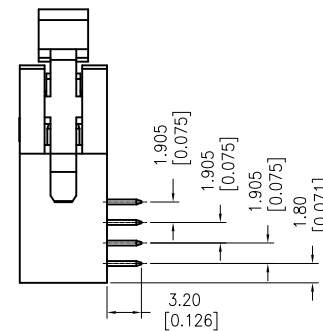
Housing Material:PA9T+30%GF(UL94V-0)  
 Below Cover Material:PA9T+30%GF(UL94V-0)  
 Contact Material:Brass  
 Contact plating:Au or Sn over Ni Plating



## Ordering Information

3242-XX R XX B S T 1

No. of Pins	Contact Plating	Color Insulator	Packing
10 34	G0=Gold Flash	B=Black	T=Tube
14 40	G3=10u"Gold		
16 44	G4=15u"Gold		
20 50	G5=30u"Gold		
24 60	S0=Gold Flash/Tin		
26 64	S3=10u"Gold/Tin		
30 80	S4=15u"Gold/Tin		
32 100	S5=30u"Gold/Tin		
	SN=Tin		



No. Of POSITION	DIM.A	DIM.B	DIM.C
10	5.08	13.15	26.06
20	11.43	19.50	32.41
26	15.24	23.31	36.22
30	17.78	25.85	38.76
34	20.32	28.39	41.30
40	24.13	32.20	45.11
50	30.48	38.55	51.46
60	36.83	44.90	57.81
68	41.91	49.98	62.89
80	49.53	57.60	70.51
100	62.23	70.30	83.21

REV	DATE	MODIFICATION DESCRIPTION	CHANGE	OPERATION		DRAW Tsingsn	DATE 2013/11/21	SCALE UNIT	FIT mm inch	PART NO. 3242-XXRXXBST1
				X.X	±0.40					
				X.XX	±0.25	CHECK	DATE	SIZE	A4	TITLE: 1.27*2.54 EJECTOR HEADER SHORT LATCH 90° DIP
				X.XXX	±0.15	APPROVE	DATE	SHEET	1/1	Customer NO.
				Angle	± 3'			PROJ.	⌀	