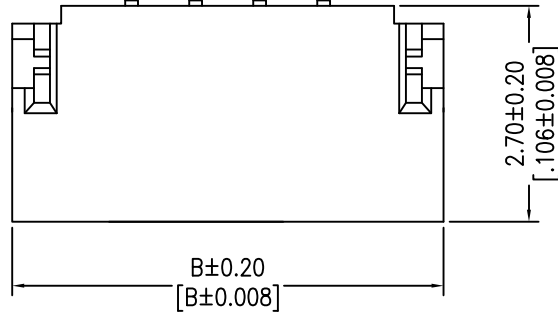


# HSF

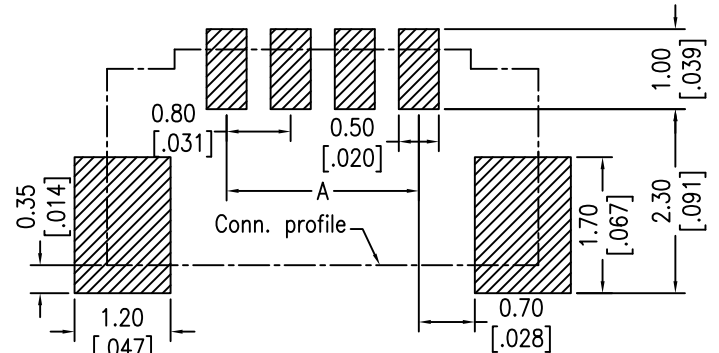
**NOTES:**

Rated Current:0.5A  
 Rated Voltage:30V  
 Contact Resistance:20mΩ max  
 Withstand Voltage:200V AC/minute  
 Insulation Resistance:100MΩ min  
 Operation Temperature:-25℃ to +85℃

Pin Material:Phosphor Bronze/Tin-plated  
 Solder Tabs:Phosphor Bronze/Tin-plated  
 Insulator Material:PA6T+30%GF(UL94V-0)



Recommended P.C.B Layout(Top Side)  
 (PCB BOARD TOLERANCE  $\pm 0.05$ )



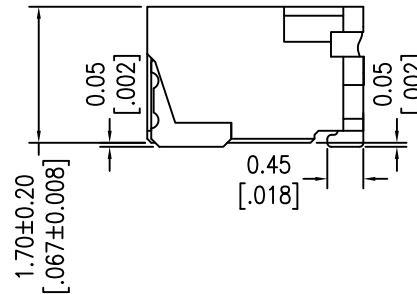
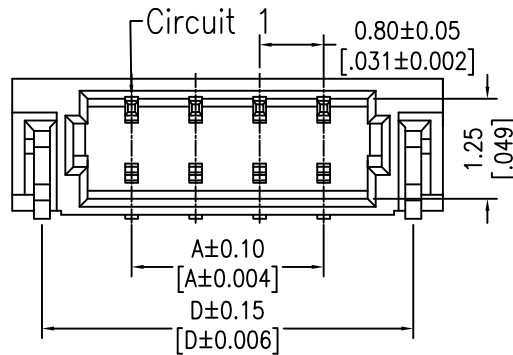
Dimensional & Ordering Information

Circuit	Part No.	Dimension		
		A	B	D
02	WF0801-WZ02XX1	0.80	3.80	3.04
03	WF0801-WZ03XX1	1.60	4.60	3.84
04	WF0801-WZ04XX1	2.40	5.40	4.64
05	WF0801-WZ05XX1	3.20	6.20	5.44
06	WF0801-WZ06XX1	4.00	7.00	6.24
07	WF0801-WZ07XX1	4.80	7.80	7.04
08	WF0801-WZ08XX1	5.60	8.60	7.84
09	WF0801-WZ09XX1	6.40	9.40	8.64
10	WF0801-WZ10XX1	7.20	10.20	9.44
11	WF0801-WZ11XX1	8.00	11.00	10.24
12	WF0801-WZ12XX1	8.80	11.80	11.04
13	WF0801-WZ13XX1	9.60	12.60	11.84
14	WF0801-WZ14XX1	10.40	13.40	12.64
15	WF0801-WZ15XX1	11.20	14.20	13.44
16	WF0801-WZ16XX1	12.00	15.00	14.24
17	WF0801-WZ17XX1	12.80	15.80	15.04
18	WF0801-WZ18XX1	13.60	16.60	15.84
19	WF0801-WZ19XX1	14.40	17.40	16.64
20	WF0801-WZ20XX1	15.20	18.20	17.44

**Ordering Information**

WF0801 - WZ XX X X 1

No. of pins    Color    Packing  
 02~20pin    E=Beige    A=Tray  
                   B=Black    T=Tube  
   R=Tape&Reel



REV	DATE	MODIFICATION DESCRIPTION	CHANGE	OPERATION	DRAW	DATE	SCALE	FIT	PART NO.
AO	2012/08/24	NEW		X.X $\pm 0.40$	JYHuang	2012/08/24	UNIT	mm inch	SEE TAB
				X.XX $\pm 0.25$	CHECK	DATE	SIZE	A4	TITLE:
				X.XXX $\pm 0.15$	APPROVE	DATE	SHEET	1/1	0.80 Pitch WAFER 90° SMT
				Angle $\pm 3'$			PROJ.		Customer NO.
				DIM    TOL					